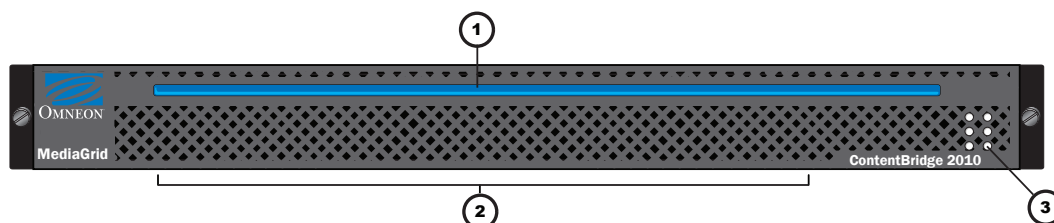


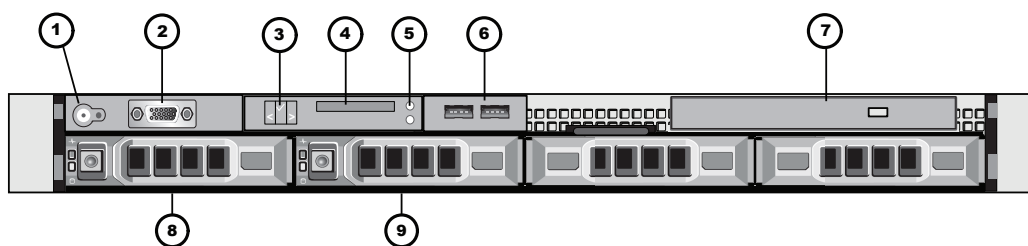
# Omneon MediaGrid ContentBridge 2010C/2010D

## Quick Reference Guide

### Front Panel Components

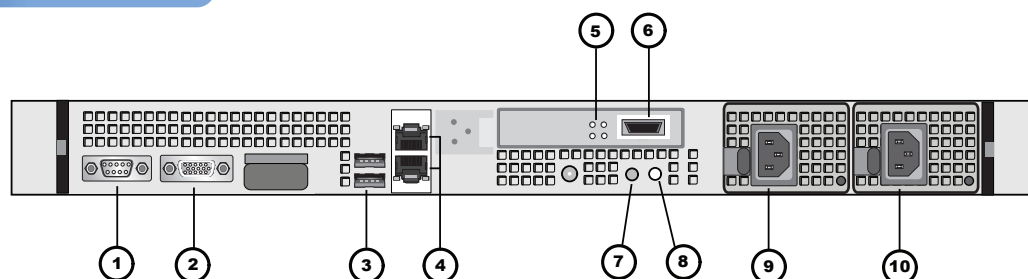


- 1 Power indicator/Wink
- 2 Air vents
- 3 Status LEDs



- 1 Power on indicator/button
- 2 Video connector
- 3 LCD menu buttons
- 4 LCD display
- 5 System identification button
- 6 USB connectors (2)
- 7 Optical drive
- 8 Hard drive 0
- 9 Hard drive 1

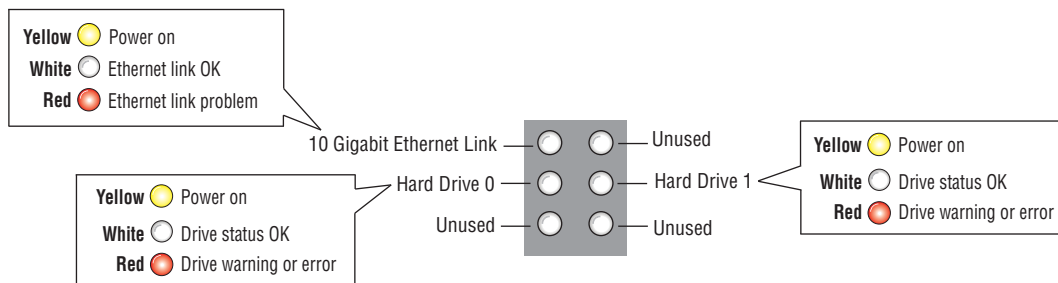
### Rear Panel Components



- 1 Serial connector
- 2 Video connector
- 3 USB connectors (2)
- 4 Gigabit Ethernet ports (unused)
- 5 10 Gigabit Ethernet LEDs
- 6 10 Gigabit Ethernet connector
- 7 System status indicator
- 8 System identification button
- 9 Power supply 1
- 10 Power supply 2

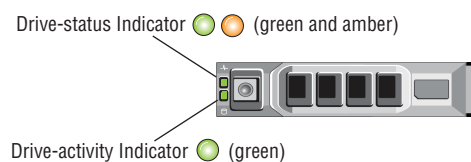
## Front Panel LEDs

### Front Panel Status Indicators



**Note:** The unused LEDs are yellow during power on.

### Hard Drive Indicators



### Drive-status Indicator Pattern (RAID Only)

[Blinks green two times per second] Identify drive/preparing for removal  
 [Off] Drive ready for insertion or removal

**Note:** The drive-status indicator remains off until all hard drives are initialized after system power is applied. Drives are not ready for insertion or removal during this time.

[Blinks green, amber, and off] Drive predicted failure

[Blinks amber four times per second] Drive failed

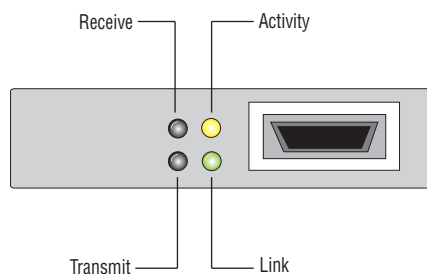
[Blinks green slowly] Drive rebuilding

[Steady green] Drive online

[Blinks green three seconds, amber three seconds, and off six seconds.] Rebuild aborted

## Rear Panel LEDs

### 10 Gigabit Ethernet Indicators



**Off** ● Power off or network cables unplugged  
**Green** ● Port enabled and receiving link indication  
**Yellow** ● [Two short blinks] Network activity occurring  
 [Solid, continuous blinking] Some abnormal condition; contact Omneon