MediaDirector™ 2251 Quick Reference Guide

Front Panel and Status LEDs

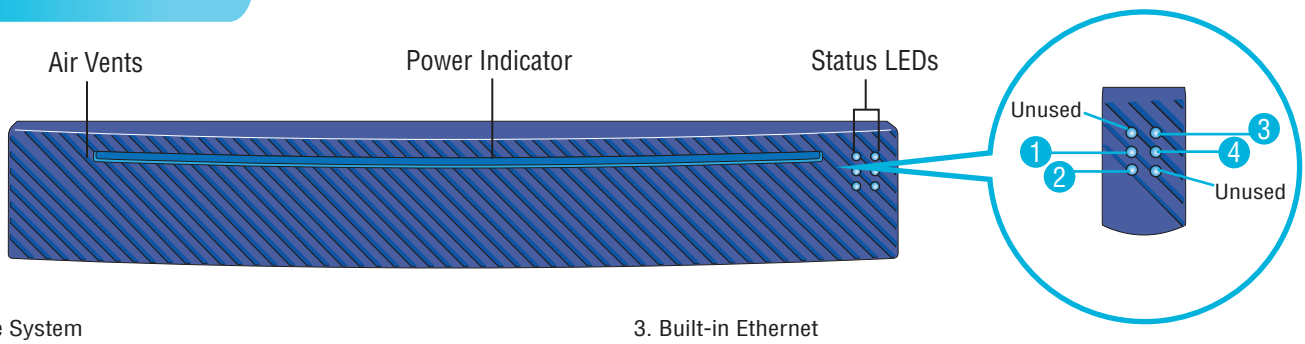

1. File System

Black	File system installation not complete
Green	File system in process of coming up
Dark Blue	(Solid) File system started, read only (Blink) File system present, halted
Light Blue	(Solid) File system started, read-write (Blink) File system present, unable to start

2. RAID

Black	RAID system initialization not complete
Green	(Solid) Rebuild(s) in process (Blink) One or more RAID sets unprotected
Dark Blue	(Blink) RAID sets present, no file system running
Light Blue	(Solid) All RAID sets protected (Blink) File system not viable to start

3. Built-in Ethernet

Black	No ports connected
Dark Blue	Hardware or software fault
Light Blue	(Solid) At least one port linked at 1 Gb (Blink) At least one port linked at less than 1 Gb

4. Expansion Ethernet

Black	No ports connected
Dark Blue	Hardware or software fault
Light Blue	(Solid) No expansion card present, or at least one Ethernet port linked and all ports at maximum speed (10 Gb or 1 Gb) (Blink) At least one port linked at less than maximum speed (<10 Gb or <1 Gb)

Rear Panel Components

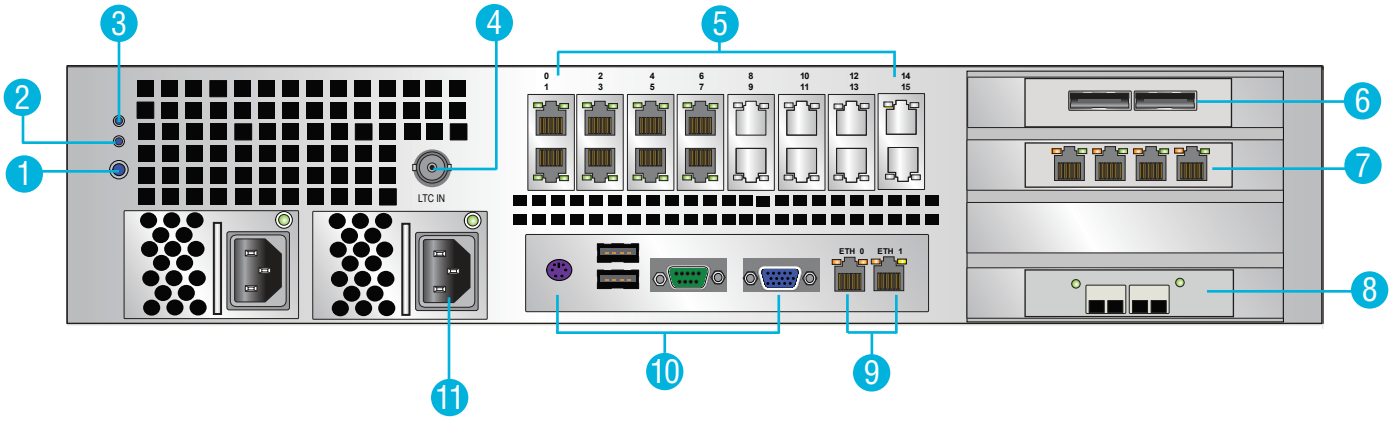

1. Power Button
2. Alt/Boot Button
3. Reset Button
4. LTC IN Connector
5. MediaPort Ethernet Array* (Ports 8–15 unused)
6. Serial-attached SCSI (SAS) connectors
7. 1 Gb Quad Port Ethernet Card** (For EFS Private Network, license required)
8. 10 Gb Dual Port or 1 Gb Quad Port Card
9. Ethernet Ports
10. For service use only
11. Redundant, hot-swappable Power Supplies

* Use these ports to connect to MediaPorts only; DO NOT use these ports for any other purpose, including plugging directly into a network.

**Use these ports in two or three MediaDirector EFS configurations. Refer to the *Spectrum Installation and Hardware Reference Guide* for cabling diagrams. DO NOT use these ports for any other purpose.

Harmonic Technical Support: +888 673 4896 (Americas), +65 6542 0050 (Asia Pacific), + 44 1252 555 450 (EMEA), +7 495 926 4608 (Russia, CIS), +81 3 5565 6737 (Japan), +86 10 8391 3313 (China, mainland)

28-0393 Rev. B

harmonic

MediaPort Ethernet Array

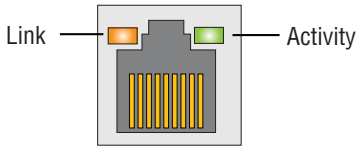

Link
- Amber = 100 Mbps
- Green = 1 Gbps

Off = Inactive or 10 Mbps

Activity
- Green (blink) = Normal

1 Gb Quad Port Ethernet Status LEDs*

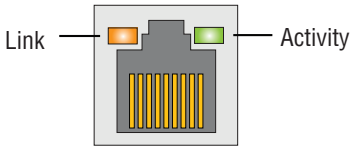

Link
- Amber = 1 Gbps
- Green = 100 Mbps

Activity
- Green (blink) = Normal

*For EFS Private Network Interface or optional 1 Gb Quad Port card

Ethernet Port Status LEDs

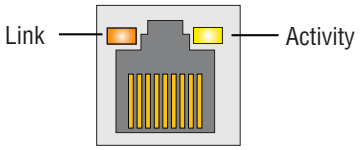

Link
- Amber = 1 Gbps
- Green = 100 Mbps

Off = Inactive or 10 Mbps

Activity
- Yellow (blink) = Normal

10 Gb Dual Port Ethernet Status LEDs

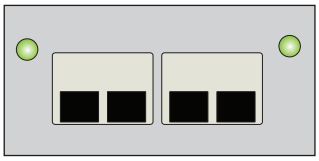

- Clear = Off
- Green (solid) = On
  Green (blink) = Activity Port

Power Supply Status LEDs



- Clear = Off
- Green (solid) = On
  Green (blink) = Power attached, unit on standby
- Red (solid) = Power supply failure
  Red (blink) = No AC power to this power supply only

Power Button Status LEDs

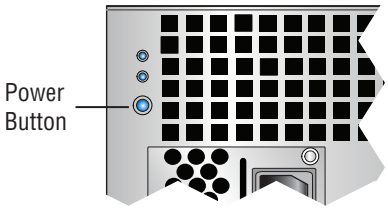

- Clear = Off
- Blue (solid) = On
  Blue (blink) = Shutting down or powering on