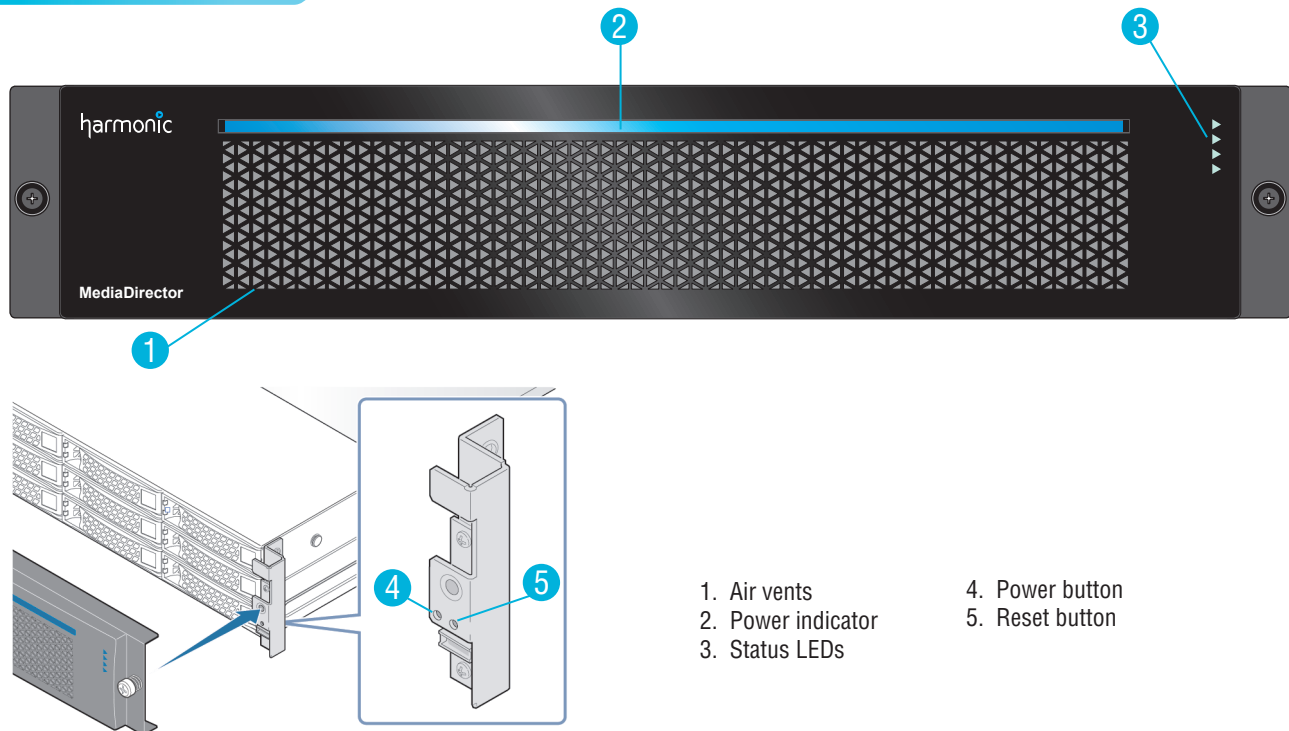


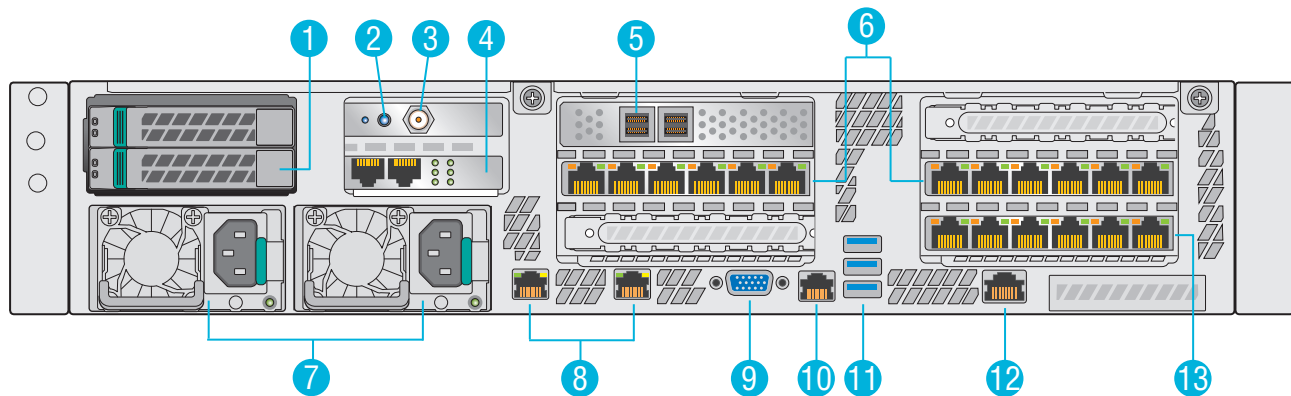
## MediaDirector™ 2252B Quick Reference Guide

### Front panel components



- |                    |                 |
|--------------------|-----------------|
| 1. Air vents       | 4. Power button |
| 2. Power indicator | 5. Reset button |
| 3. Status LEDs     |                 |

### Rear panel components

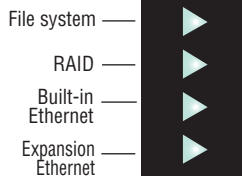


- |  |   |  |
|--|---|--|
| 1. Boot drive  | 6. MediaPort Ethernet array*  | 10. RS-232 serial (for Service only)                                 |
| 2. Power button/LED  | 7. Redundant, hot-swappable power supplies (0, 1 from left to right)            | 11. USB ports (for Service only)                                     |
| 3. LTC In connector  | 8. 10 Gb Ethernet ports (for file transfers; ixeth0, ixeth1 from left to right) | 12. BMC (for Service only)   |
| 4. 1 Gb Ethernet card (for system management; eth0, eth1 from left to right) | 9. VGA port (for Service only)  | 13. 1 Gb Ethernet card** (for EFS private network, license required) |
| 5. Serial-attached SCSI (SAS) connectors                                     |   |  |

\* Use these ports to connect to Spectrum I/O (for example, MediaPorts) only; DO NOT use these ports for any other purpose.

\*\* Use these ports in two or three MediaDirector EFS configurations. Refer to the *Spectrum System Installation Guide* for cabling diagrams. DO NOT use these ports for any other purpose.

## Front panel status LEDs



### File system indicator

- Off** ▶ No root file system
- Green** ▶ File system coming up
- Dark blue** ▶ (Solid) Root file system started, read-only  
(Blink) Root file system present, halted
- Light blue** ▶ (Solid) Root file system started, read-write  
(Blink) Root file system present, unable to start

### Built-in Ethernet

- Off** ▶ No ports connected
- Dark blue** ▶ (Solid) At least one connected port not assigned an IP address  
(Blink) Hardware or software fault
- Light blue** ▶ (Solid) At least one port linked at 1 Gb or more  
(Blink) At least one port linked at less than 1 Gb

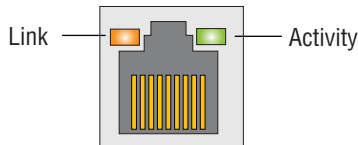
### Raid set indicator

- Off** ▶ No RAID sets or root file system unavailable
- Yellow** ▶ (Solid) Rebuild(s) in process  
(Blink) One or more RAID sets unprotected
- Dark blue** ▶ (Blink) RAID sets present, no root file system
- Light blue** ▶ (Solid) All RAID sets protected (non-compromised)  
(Blink) Root file system not viable to start

### Expansion Ethernet

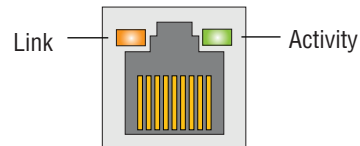
- Off** ▶ No ports connected
- Dark blue** ▶ Hardware or software fault
- Light blue** ▶ (Solid) No expansion card present, or at least one Ethernet port linked and all ports at maximum speed (10 Gb or 1 Gb)  
(Blink) At least one port linked at maximum speed (<10 Gb or <1 Gb)

## MediaPort Ethernet array



- |                           |                        |
|---------------------------|------------------------|
| <b>Link</b>               | <b>Activity</b>        |
| Amber = 100 Mbps          | Green (blink) = Normal |
| Green = 1 Gbps            |                        |
| Off = Inactive or 10 Mbps |                        |

## 1 Gb Ethernet port status LEDs (for EFS\*)

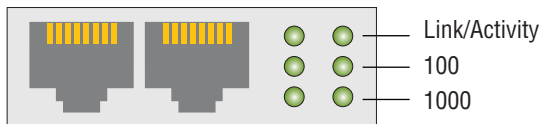


- |                  |                        |
|------------------|------------------------|
| <b>Link</b>      | <b>Activity</b>        |
| Amber = 1 Gbps   | Green (blink) = Normal |
| Green = 100 Mbps |                        |

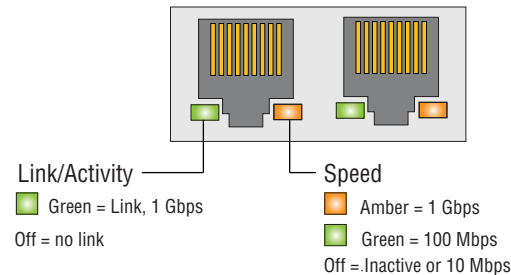
\*For EFS private network interface.

## 1 Gb Ethernet port status LEDs (for system management)

The Ethernet card for connecting to system management may vary. Your system may use one of the following.



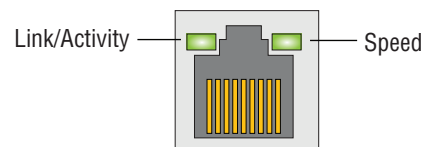
Link/Activity = On with any link, blinks on activity  
100 = On with 100 Mbps link  
1000 = On with 1 Gbps link



## Power supply status LED

- Off = AC power is not connected.
- Green (solid) = A valid AC source is connected to the power supply, and the power supply is operational.
- Green (1 Hz blink) = AC is present, but the power switch on the front panel is off or in a cold redundant state due to low system power load.
- Green (2 Hz blink) = Power supply firmware updating.
- Amber (blink) = Power supply is operational, but experiencing a warning event.
- Amber (solid) = AC power is lost or a power supply is shut down.

## 10 Gb Ethernet port status LEDs



- |                          |                 |
|--------------------------|-----------------|
| <b>Link/Activity</b>     | <b>Speed</b>    |
| Green (blink) = activity | Green = 10 Gbps |
| Green (solid) = link     | Amber = 1 Gbps  |
| Off = no link            | Off = 100 Mbps  |